



ADN NEWS UPDATE MICROSOFT COPILOT

DIENSTAG, DEN 29.APRIL 2025

Ihr Referent heute:

Alexander Eggert

NextSkills GmbH, CEO

MVP Office Apps und Services

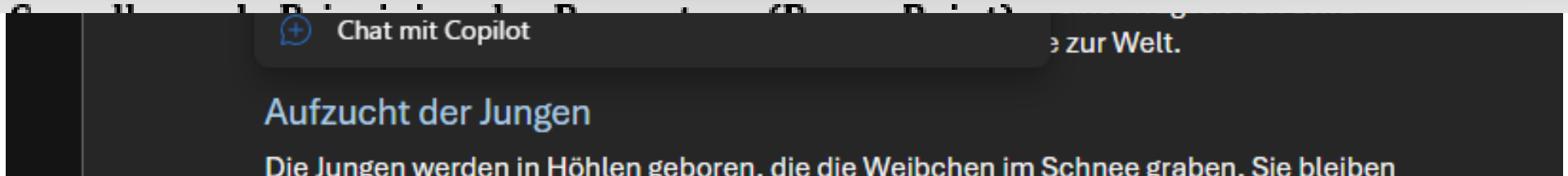
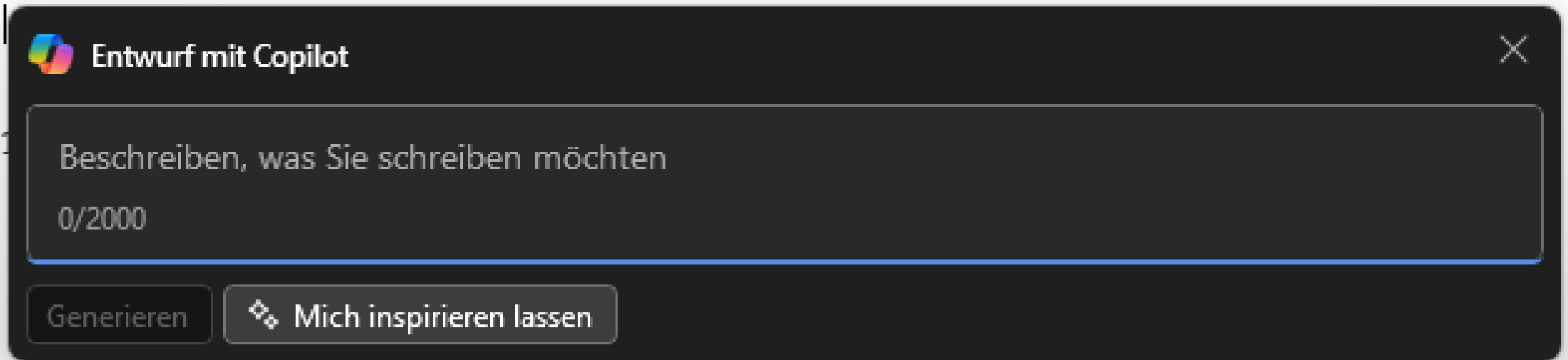
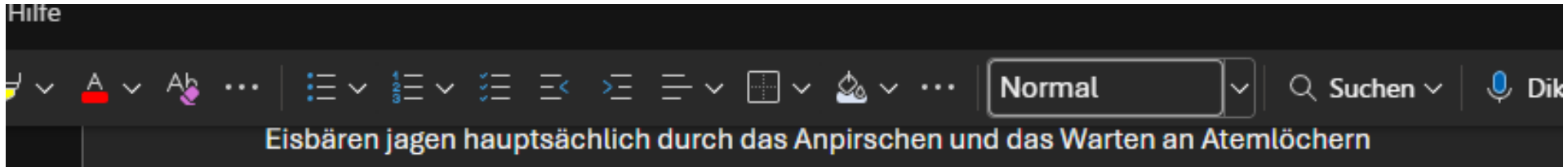




Word



„Schreibvorgang fortsetzen“



„Schreibvorgang fortsetzen“

Sommermonate

Während der Sommermonate, wenn das Packeis schmilzt, müssen Eisbären oft längere Strecken zurücklegen, um Nahrung zu finden. In dieser Zeit können sie auch auf Aas oder Vegetation zurückgreifen.

Die Anpassungsfähigkeit der Eisbären an ihre Umgebung ist beeindruckend. Ihre breiten Pfoten und kräftigen Beine ermöglichen es ihnen, nicht nur im Wasser, sondern auch auf dem Eis geschickt zu manövrieren. Trotz ihrer beeindruckenden Fähigkeiten sind sie stark von den klimatischen Bedingungen der Arktis abhängig. Der Klimawandel hat erhebliche Auswirkungen auf die Lebensräume der Eisbären. Das schmelzende Eis reduziert die Fläche, auf der sie jagen und sich fortpflanzen können.

< 1 von 1 > Schreibvorgang fortsetzen

KI-generierte Inhalte könnten fehlerhaft sein.



✓ Beibehalten



Was soll Copilot ändern?





Excel



Daten aus dem Web

The screenshot shows Microsoft Excel with a table of travel destinations and their exchange rates. The Copilot sidebar is open on the right, displaying a search prompt and the resulting table.

Destination	Country	Exchange Rate (1 USD)
Paris	France	0.92 EUR
Tokyo	Japan	149.85 JPY
Dubai	UAE	3.67 AED
Grand Cayman	Cayman Islands	0.83 KYD
Marrakech	Morocco	10.27 MAD
New Orleans	USA	1.00 USD
Sydney	Australia	1.58 AUD
Cape Town	South Africa	18.12 ZAR
Rome	Italy	0.92 EUR
Bangkok	Thailand	33.63 THB

Copilot Search the web and create a table of the top 10 travel destinations in 2024 and include today's exchange rate for each country.

Copilot AI-generated content may be incorrect

Here is a table of the top 10 travel destinations in 2024 along with today's exchange rates for each country:

Destination	Country	Exchange Rate (1 USD)
Paris	France	0.92 EUR
Tokyo	Japan	149.85 JPY
Dubai	UAE	3.67 AED
Grand Cayman	Cayman Islands	0.83 KYD
Marrakech	Morocco	10.27 MAD
New Orleans	USA	1.00 USD
Sydney	Australia	1.58 AUD
Cape Town	South Africa	18.12 ZAR
Rome	Italy	0.92 EUR
Bangkok	Thailand	33.63 THB

Please note that exchange rates can fluctuate, so it's always a good idea to check for the most current rates before making any travel

Show data insights Show a suggestion for a formula column Suggest conditional formatting

Search for content, ask a question, or tell me what you'd like to do with A1:C11

View prompts



Outlook



Agenten in Outlook

The screenshot displays the Outlook interface with the 'Writing Coach' agent active. The left sidebar contains various icons, with a red arrow pointing to the agent icon. The main area shows the 'Writing Coach' interface with several writing assistance options:

- Critique my writing**: Provide detailed and constructive feedback on a piece of writing.
- Change the tone of an email or message**: Help change the tone of an email or message from professional language to a more casual tone.
- Translate a piece of text**: Translate a piece of text into another language.
- Teach me how to write instructions**: Help me write instructions to explain a complex process.
- Professional blog post**: Help me write a blog post for my company.
- Write a whitepaper**: Help me write a whitepaper.

The right-hand pane shows a list of agents, with 'Writing Coach' selected and highlighted. Other agents listed include Copilot, Visual Creator, Prompt Coach, Copilot with Pages, Executive Briefing Assistant, Employee Self-Service[Preview], Catch-up, Help, Idea Coach, Iris, and Viva Goals. Below the list are options to 'See less', 'Get agents', and 'Create an agent'. The bottom of the interface features a 'Message Copilot' input field and a 'New chat' button.



Pages



Flexibilität für Copilot Pages

The screenshot displays the Copilot interface for a project titled "Sentiment Analysis Code for Social Media Posts". The code editor shows the following Python code:

```
1 from textblob import TextBlob
2
3 # Sample social media posts
4 posts = [
5     "I love the new features in the latest update!",
6     "I'm so frustrated with the app crashing all the time.",
7     "The customer service was excellent and very helpful.",
8     "I'm not happy with the recent changes to the interface.",
9     "This is the best app I've ever used!"
10 ]
11
12 # Function to analyze sentiment of a post
13 def analyze_sentiment(post):
14     analysis = TextBlob(post)
15     if analysis.sentiment.polarity > 0:
```

Below the code, a text block explains: "This code uses the TextBlob library to analyze the sentiment of each post. It categorizes the sentiment as Positive, Neutral, or Negative based on the polarity of the text. You can replace the sample posts with your own social media posts to analyze their sentiment." Below this is a question: "Would you like any further assistance with this code or anything else?".

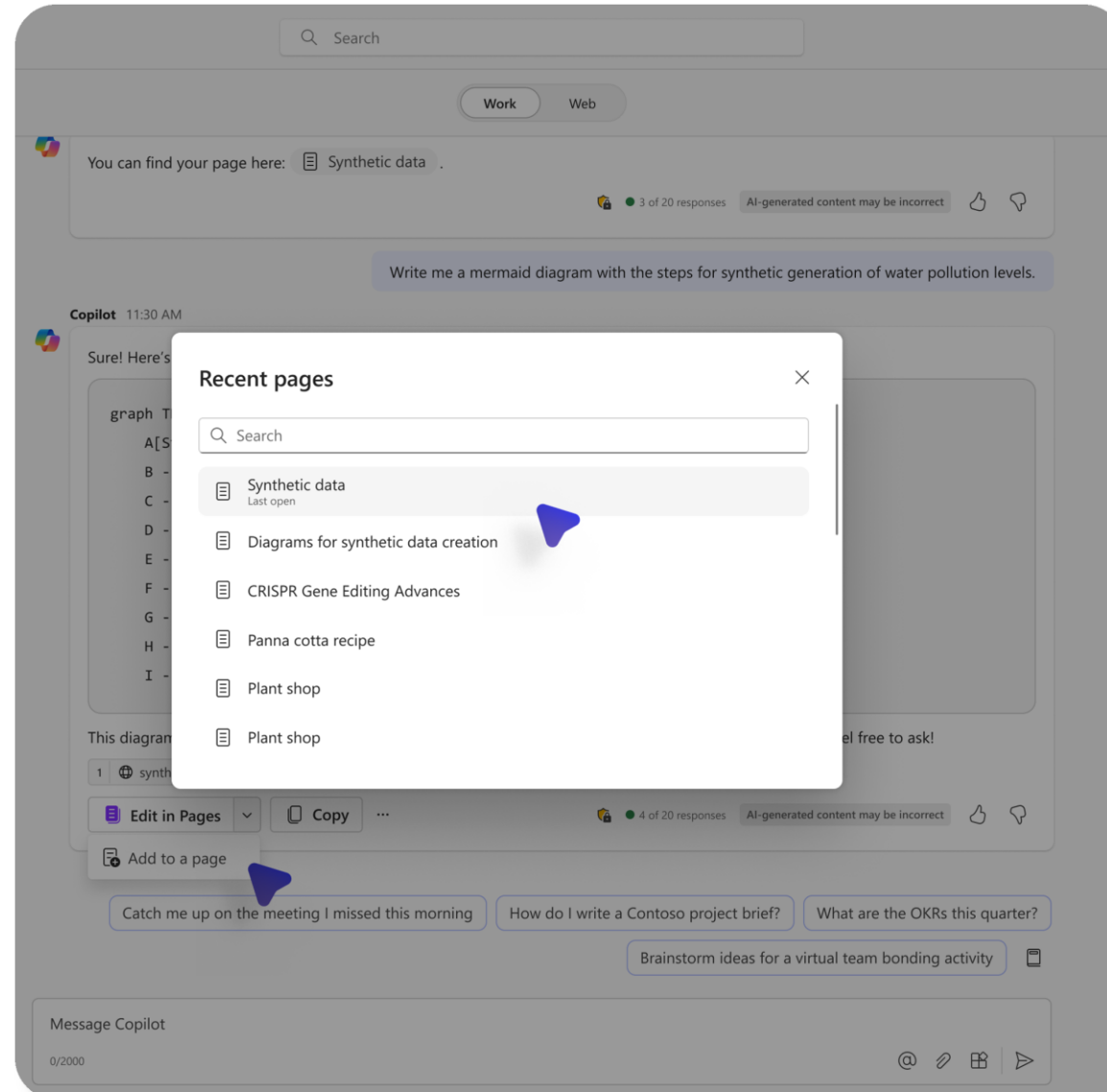
The interface includes a toolbar with "Edit in Pages", "Copy", "Share", "Clock", "Like", and "Dislike" icons, along with a warning: "AI-generated content may be incorrect".

Below the toolbar, the Copilot chat interface is visible, showing a prompt: "Use the code for..." and several suggested questions: "How can I use this code with my own posts?", "Can you explain how the sentiment analysis works?", and "Are there any other libraries I can use for sentiment analysis?". A "View prompts" link is also present.

At the bottom, there is a "Message Copilot" input field with an "Add content" button and icons for @, edit, and send.



Flexibilität für Copilot Pages

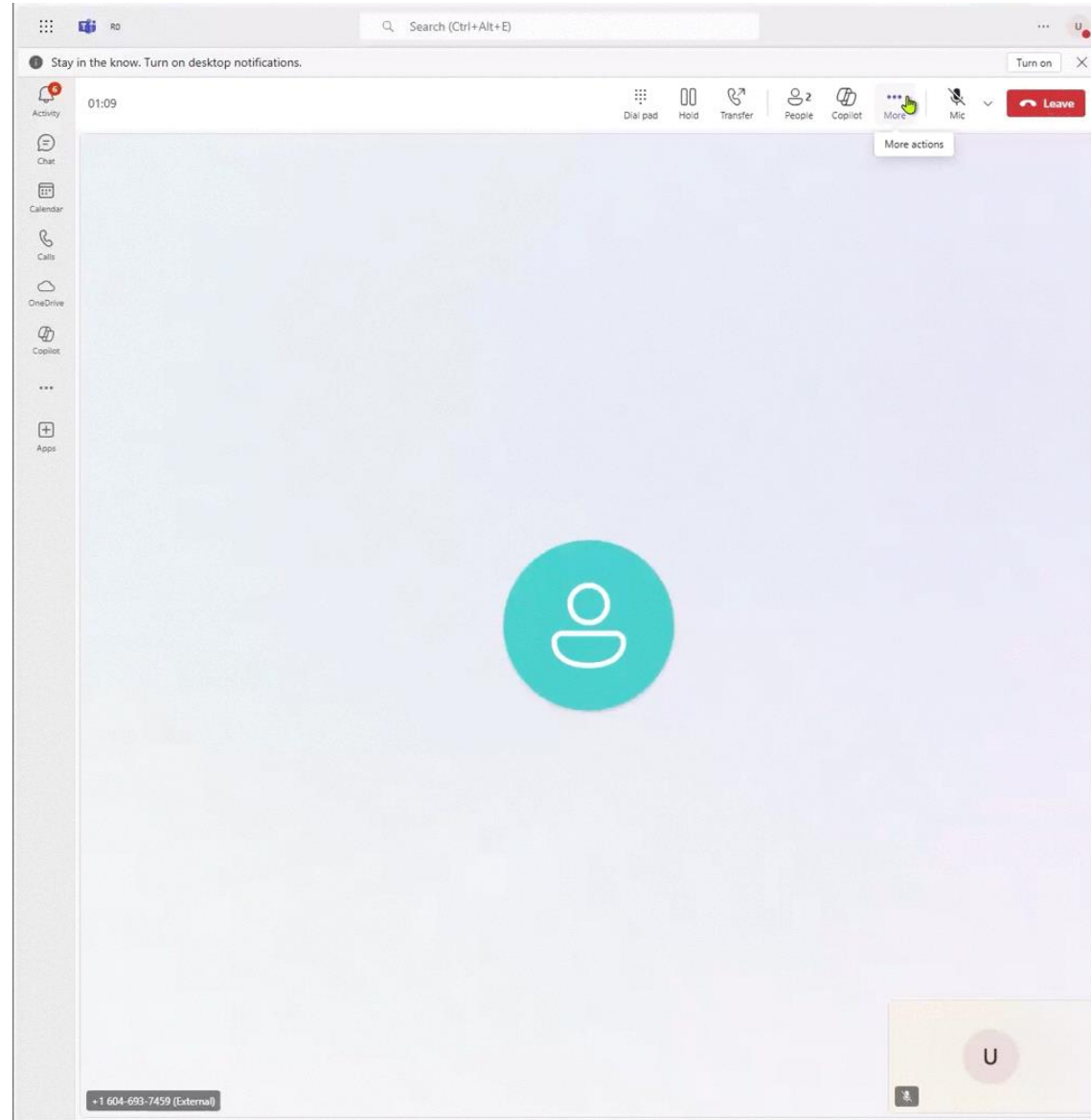




Teams



Copilot in Teams Phone



Allgemein

Bilder verarbeiten & verstehen

The screenshot displays the Microsoft Copilot interface. On the left, a photograph of a worn, silver-colored drill bit is shown. The bit has several teeth that are significantly chipped and damaged. A white circle highlights the Copilot chat window on the right. The chat contains the following text:

What part is this and what's the issue with it?

The image you are referring to is of a drill bit, which is commonly used for drilling through rock, in sectors such as mining, construction, or oil and gas extraction. The issue with this bit appears to be significant wear and damage to the teeth and cutting structure, which are chipped and worn down. This kind of wear suggests the bit has been used extensively and is likely no longer effective for drilling. It would typically need to be replaced to continue drilling operations efficiently.

Below the text, there is a 'Copy' button and a warning: 'AI-generated content may be incorrect'. At the bottom of the chat, there are suggestions: 'Tell me more about drill bits', 'How should I replace the drill bits?', and 'Share this with my team'. The input field at the very bottom shows '0/2000' characters.

Prompts App in Teams

Suchen (Ctrl+E)

Prompts

Microsoft-Prompts Ihre Prompts Teamprompts

App Aufgabe Art der Tätigkeit Copilot-Agent

- 📄 Bleiben Sie auf dem Laufenden.**
 Was gibt es Neues von **Person**, geordnet nach E-Mails, Chats und Dateien?
- 📄 Nachholen einer Besprechung**
 Fasse **Besprechung** zusammen
- 💡 Abrufen einer Aufgabenliste**
 Rufe eine Aufgabenliste aus meinen Fabrikam-Kundenbesprechungen ab
- 🔗 Welche Aktionen kann ich ausführen?**
 Welche Aktionen kann ich in diesem Arbeitsbereich durchführen?
- 🖼️ Bild hinzufügen**
 Füge ein Bild von [einer Feier] hinzu
- 📝 Stellen Sie sich selbst auf die Probe.**
 Einen Geschichtstest für die 7. Klasse erstellen
- 📄 Erstellen einer Technologiepräsentation**
 Erstelle eine Präsentation zu [technologischen Innovationen]
- 📄 Präsentationen erstellen**
 Erstelle eine Präsentation aus **Datei**



Pay as you Go Agents

Home > Copilot > Copilot pay-as-you-go billing

Copilot pay-as-you-go billing

Pay-as-you-go billing is a flexible way to pay for Microsoft 365 Copilot-related services with no upfront costs - only pay when the product is used. Select an item below to set up billing and activate the service.

Manage costs

Name	Pay-as-you-go billing	Azure subscription name
Microsoft 365 Copilot Chat	<input type="radio"/> Off	

Set up billing and turn on Microsoft 365 Copilot Chat

With pay-as-you-go billing, your organization pays only for what it uses. Once billing is set up, users can access Microsoft 365 Copilot Chat.

[Learn more about Microsoft 365 Copilot Chat](#)

If you don't have an Azure subscription and resource group, start by creating them in the Azure portal.

Select a Azure subscription, resource group, and region. You must be assigned an Owner or Contributor role for each.

Azure subscription

Select an Azure subscription within the same tenant as this product. [Create an Azure subscription in the Azure portal](#)

Resource group

Select a resource group within that Azure subscription. [Manage resource groups in the Azure portal](#)

Region

The region you select determines where the service's metadata is stored.

By selecting **Save**, you acknowledge that this is a pay-as-you-go service and your organization will be billed using the Azure subscription selected above.

[Learn more about Microsoft 365 Copilot Chat pay-as-you-go billing](#)
[View Microsoft 365 Copilot pricing](#)

Wave 2



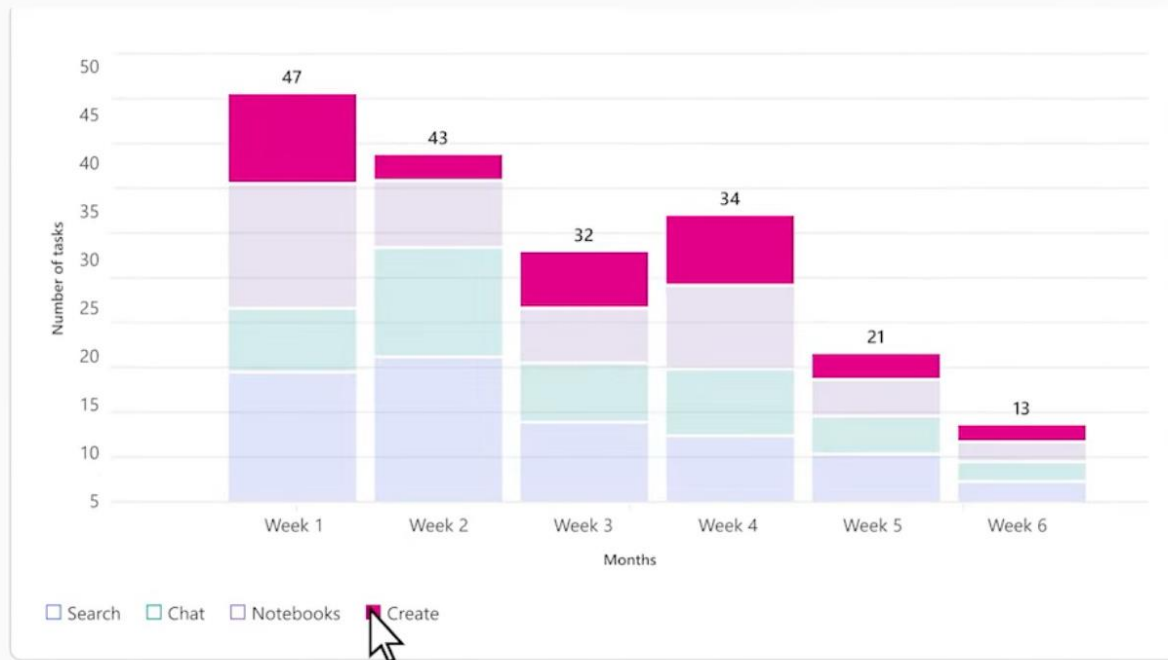
Microsoft 365 Copilot App: Deine neue Schaltzentrale



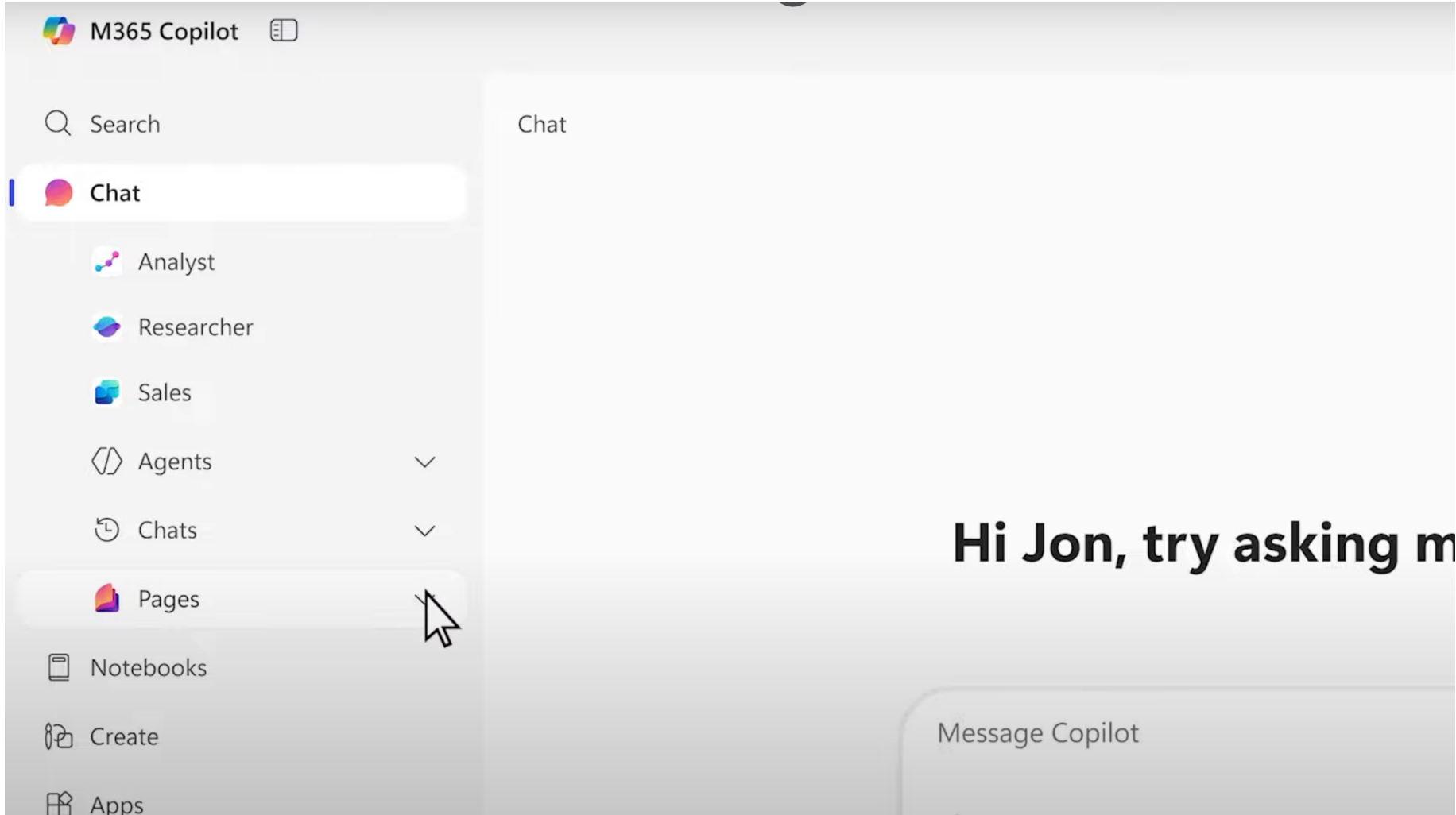
Design task chart

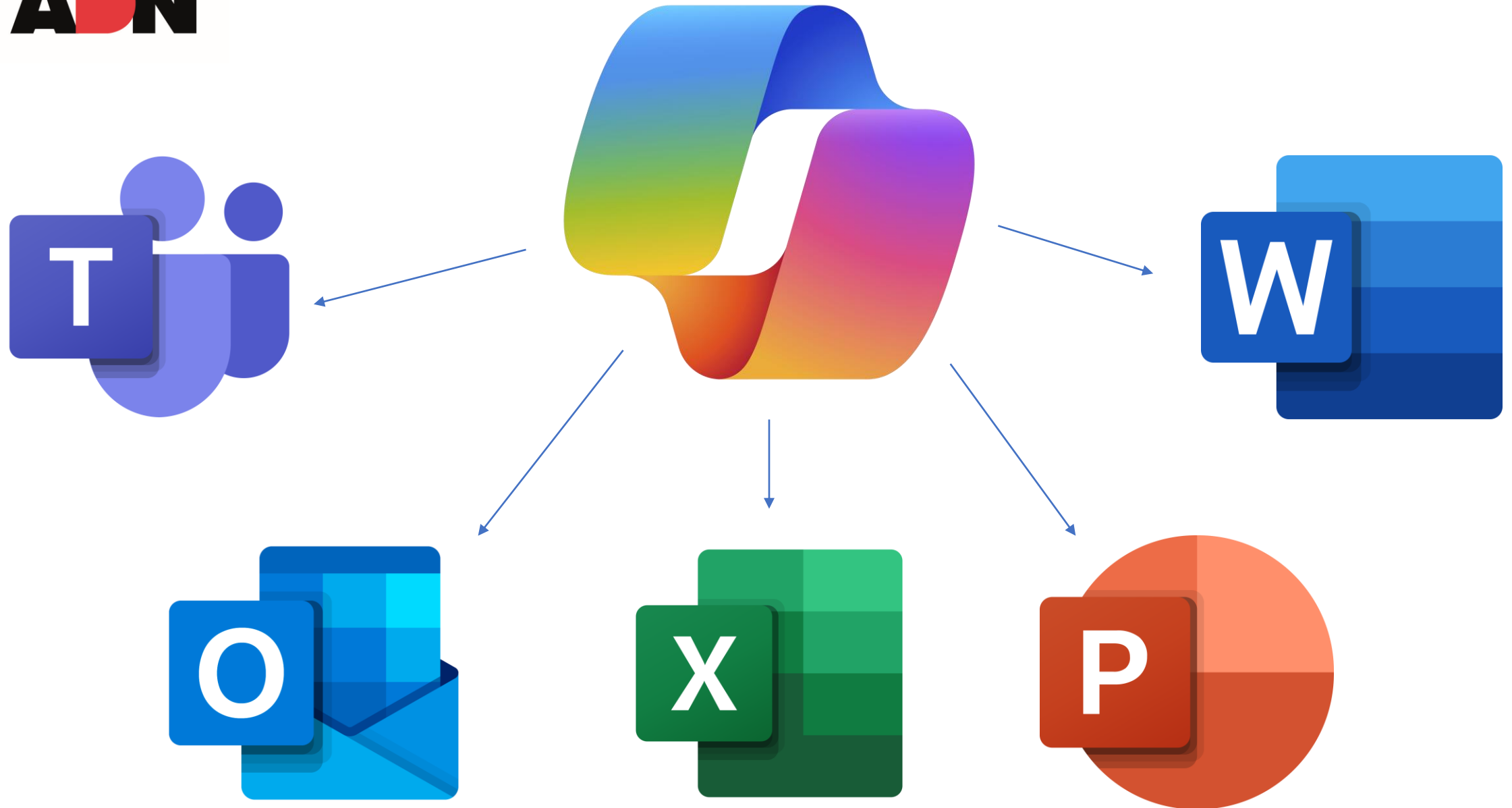
Work

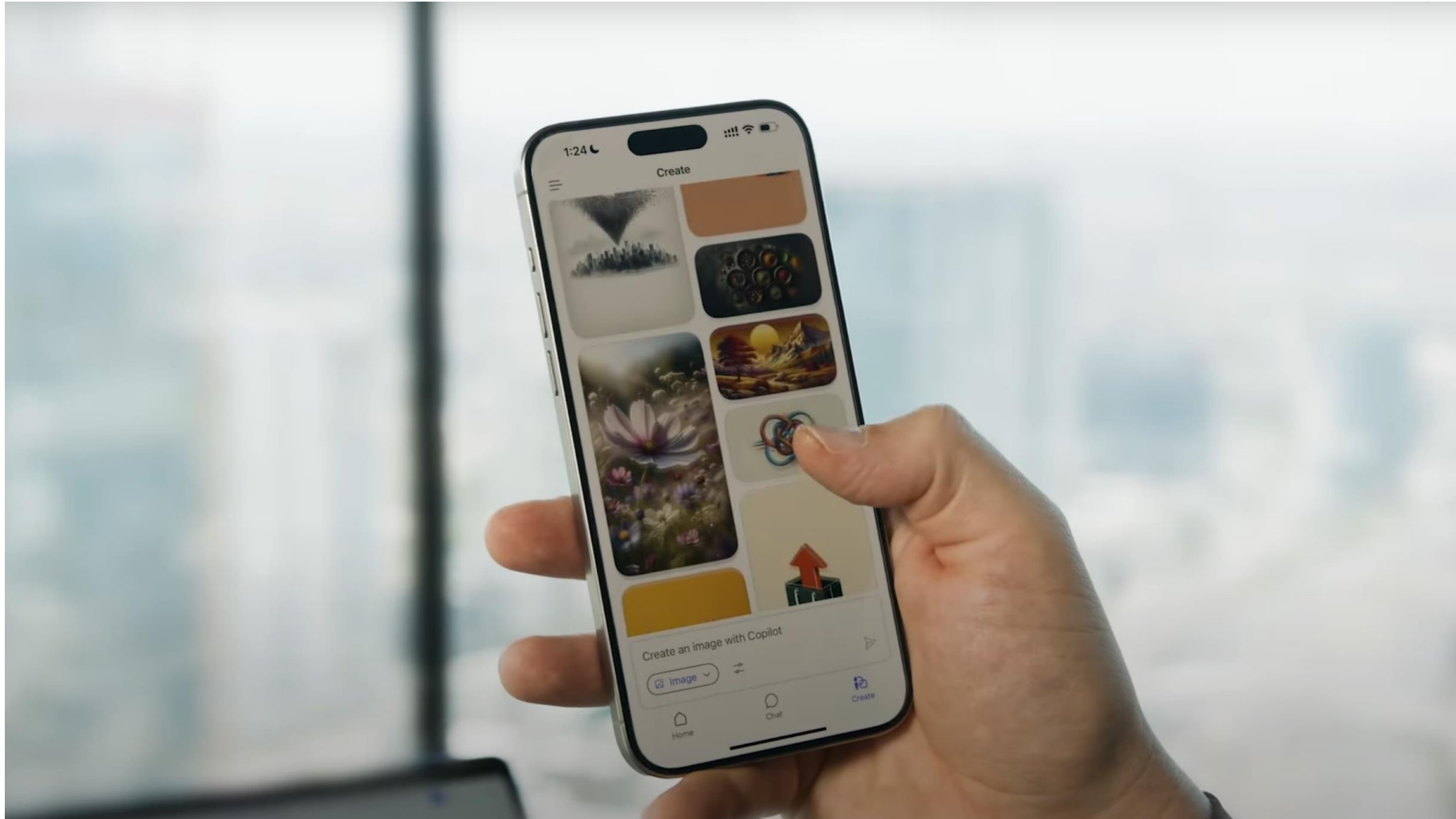
Web



- 1 Design plan for launch
Mona Kane modified on 3/...
- 2 Platform M365 Copil...
Doug Shepard modified o...
- 3 M365 Copilot Craft B...
3/18/25 | With Experience...







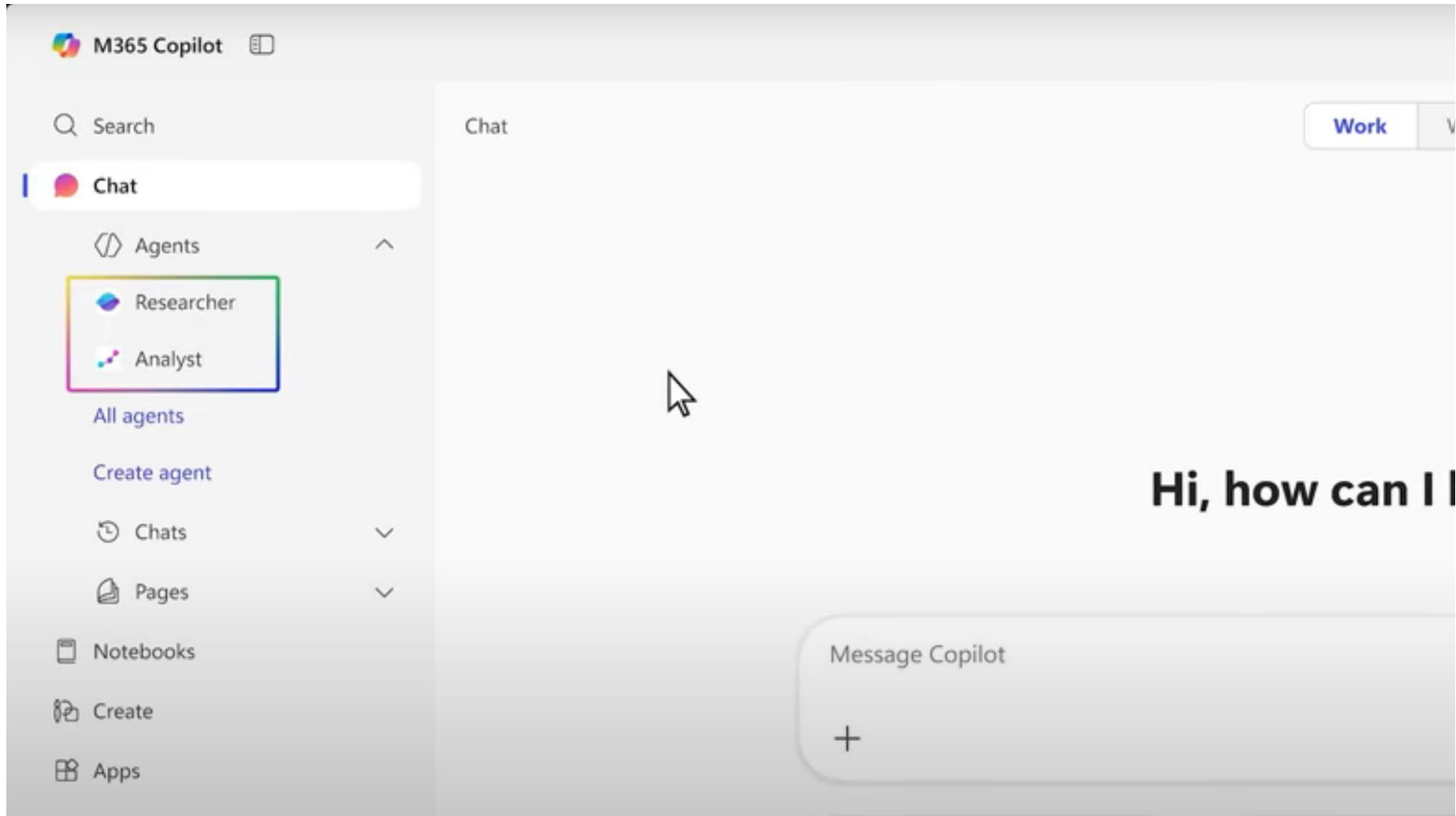


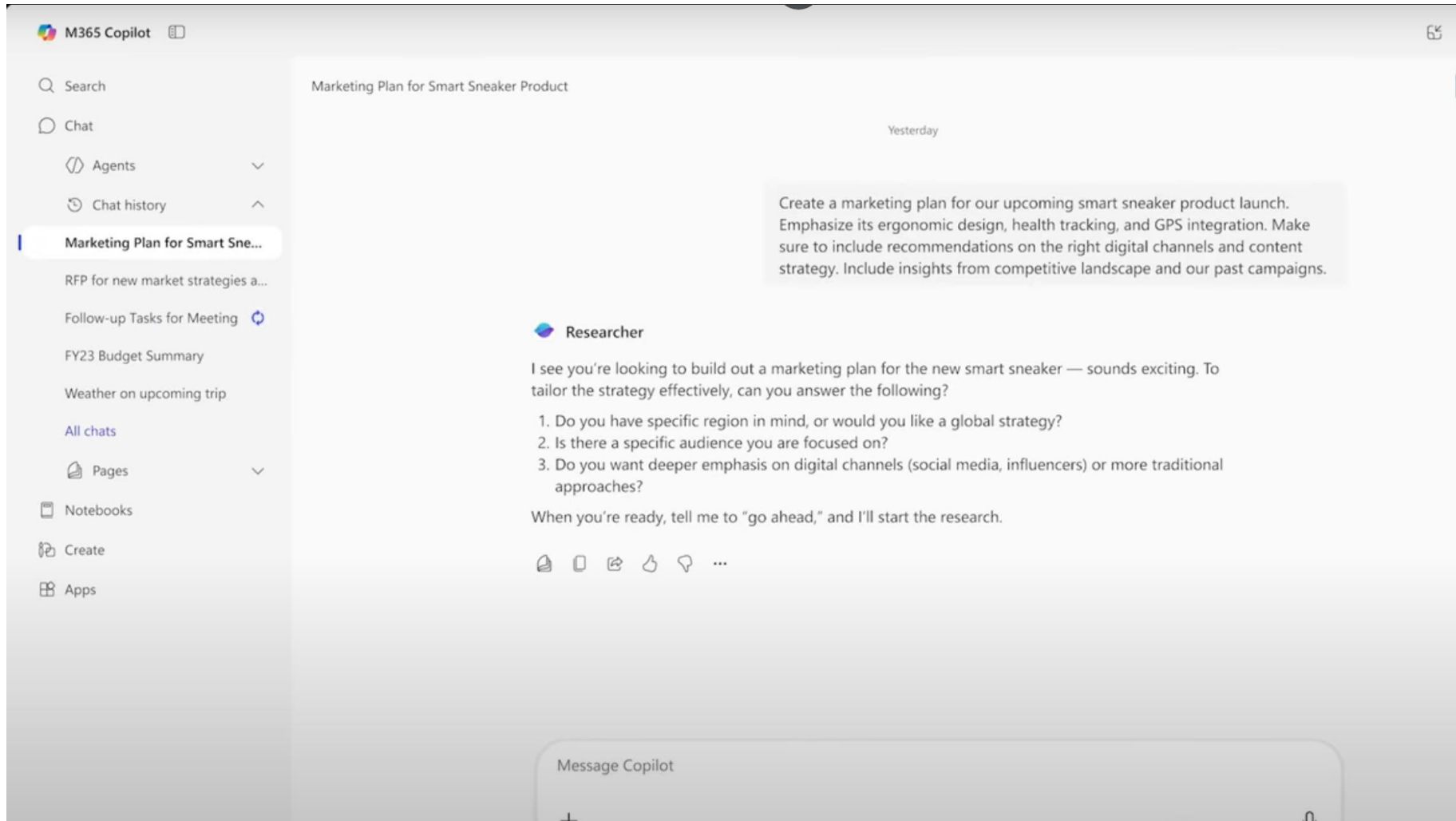
Copilot Notebooks:
Alles für dein Projekt an einem
Ort

The screenshot displays the ADN user interface. On the left is a sidebar menu with the following items: Chat, Analyst, Researcher, Sales, Agents (with a dropdown arrow), Chats (with a dropdown arrow), Pages (with a dropdown arrow), Notebooks (highlighted with a mouse cursor), Create, and Apps. The main content area on the right features two tabs: 'All' (selected) and 'Favorites'. Below the tabs is the heading 'Your notebooks'. A button with a plus sign and the text 'Start a new Notebook' is positioned below the heading. A list of notebooks follows, each with a notebook icon: 'Copilot Craft', 'Office memos to staff', and 'Quarterly newsletters'.



Agent Store: Dein Team aus KI-Experten






✓ Drafting marketing plan structure
Crafting a marketing plan structure with sections on executive summary, product overview, market analysis, target audience, digital channels, past campaign insights, and timelines. Focus on ergonomic design, health features, and GPS.

✓ Incorporating citations and planning content
Planning sections for product concept, unique selling points, competitive landscape, audience segmentation, digital strategy, and past campaigns. Incorporating snippets from internal docs to back claims, including market forecasts, product features, and effective content strategies.

📄 📱 📎 👍 💬 ...

Researcher

Your report on marketing plan for the upcoming smart shoe product is now ready to view.

 **Marketing Plan for Smart Sneaker Product** ↗
Saved in Pages

👍 💬

Define sales targets Analyze market trends 🛠️

Marketing Plan for Smart Sneaker Product (LS)

Marketing Plan for Smart Sneaker Product

Background & Objectives

We are launching a **Smart Sneaker** renowned for its **ergonomic design, built-in health tracking, and GPS integration**. Our goal is to position this shoe not just as footwear but as a high-tech fitness partner that enhances comfort, improves training results, and promotes safety. The marketing plan will leverage digital channels and compelling content to: (a) **educate consumers** on the shoe's unique benefits (injury-preventing support, real-time activity data, route mapping), (b) **drive brand engagement** through personalized, interactive experiences, and (c) **boost sales** by converting tech-savvy fitness enthusiasts and everyday athletes into loyal customers. We'll incorporate lessons learned from our past campaigns – for example, last year's "SmartRun Challenge" showed higher engagement when we shared user success stories – and draw inspiration from competitive benchmarks (e.g. Nike, Under Armour, Fitbit) to set a new standard in customer experience. 1 2 3

Core Value Proposition & Messaging:

The screenshot displays the M365 Copilot interface. On the left is a navigation sidebar with options: Search, Chat, Agents, Chat history, Smart Fitness Sneaker Analysis (selected), Marketing Plan for Smart Sneak..., Follow-up Tasks for Meeting, FY23 Budget Summary, Weather on upcoming trip, All chats, Pages, Notebooks, Create, and Apps. The main chat area is titled "Smart Fitness Sneaker Analysis" and contains a user message: "Find the right customer segment and demographic to sell a new smart fitness sneaker, including a graph to show how this will maximize our market opportunity. Zava Internal Market Forecast.xlsx Intelligent Footwear Market Overview.docx". Below this is a response from the "Analyst" AI agent, which says "Sure, I'm working on it..." and shows a "Reasoning" section with a list of tasks: "Reviewing available data sources" (checked), "Breaking down task details" (checked), and "Analyzing Excel segment data" (expanded). The expanded section contains the text: "I plan to load the Excel file to retrieve and inspect the sheet names and content. I'll focus on the 'Segment Name' and 'Customer Segment' tables to identify information about market share, growth potential, and demographics. Metrics like market share, growth potential, and adoption rate will guide segmentation decisions. After that, I'll consider the best-fit segment based on these factors. Let's dive into parsing this data!".

M365 Copilot

Smart Fitness Sneaker Analysis

Find the right customer segment and demographic to sell a new smart fitness sneaker, including a graph to show how this will maximize our market opportunity. Zava Internal Market Forecast.xlsx Intelligent Footwear Market Overview.docx

Analyst

Sure, I'm working on it...

Reasoning ^

- > Reviewing available data sources ✓
- > Breaking down task details ✓
- ∨ Analyzing Excel segment data

I plan to load the Excel file to retrieve and inspect the sheet names and content. I'll focus on the "Segment Name" and "Customer Segment" tables to identify information about market share, growth potential, and demographics. Metrics like market share, growth potential, and adoption rate will guide segmentation decisions. After that, I'll consider the best-fit segment based on these factors. Let's dive into parsing this data!

metrics, "Recreational Athletes" is optimal for the smart fitness sneaker launch. Demographics from focus group data suggest a target age range of 29-44 with a mixed gender distribution. I'm planning to create a figure with two subplots: a bar chart showcasing adoption rates for each segment with "Recreational Athletes" highlighted, and a pie chart with assumed demographic breakdowns. I'll combine both into one coherent visual.

 `</> Python`   

```
1 import pandas as pd
2 import matplotlib.pyplot as plt
3 from matplotlib.gridspec import GridSpec
4
5 # Load customer behavior data from Excel
6 excel_file = '/mnt/data/Zava Internal Market Forecast.xlsx'
7 df_cb = pd.read_excel(excel_file, sheet_name='Customer Behavior',
8 engine='openpyxl')
9
10 # Customer Behavior Data
11 segments = df_cb['Customer Segment']
```

[Show more lines](#)

ADN[®] Agent Store

All agents

 Create agent

Agent Store

Experts that help you complete any task.

 Search agents

Your agents



Jira Cloud



Miro



Decisions



Mural



monday.com



Lucidchart



Now Virtual Agent



Presentation AI

[See more](#) 

Built by Microsoft



Copilot Search: Smarte Suche über alle Tools hinweg

ADN[®] Copilot Search

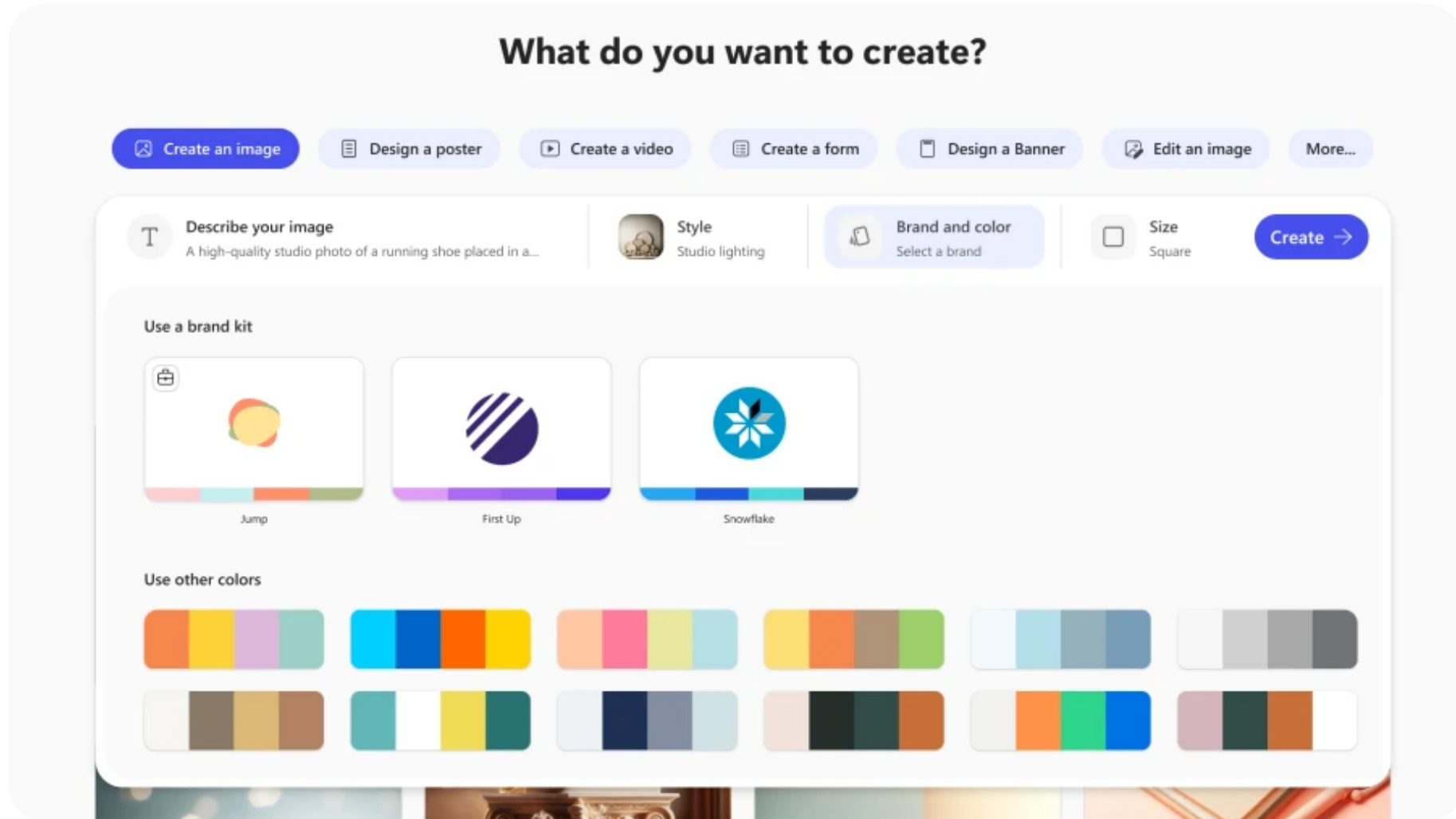




Create: KI-Design und Content für alle



Create



- Analyst
- Presentation AI
- Researcher
- Sales
- Agents
- Chats
- Pages
- Notebooks
- Create**
- Apps

Create an image

Design a poster

Write a draft

Edit an image

Convert to audio



Create a video

More...

Brand templates

All Official Microsoft Created by you

< Microsoft templates





Memory & Personalisierung: Copilot lernt dich kennen

ADN[®] Was ist neu?

- **Lernt, wie du arbeitest:** erkennt Themen, Aufgaben, Tools und Teamkontakte
- **Personalisierte Vorschläge & Automatisierungen** auf Basis deiner Chats, deines Jobprofils & deiner Präferenzen
- **Privat & individuell:** alle Infos sind nur für dich sichtbar
- **Volle Kontrolle:** über „*Manage Memories*“ lassen sich gespeicherte Daten jederzeit einsehen & verwalten
- **Mehr Effizienz immer persönlicher:** Copilot merkt sich wiederkehrende Aufgaben, schlägt passende Vorlagen, To-Dos & Kontakte vor
- **Mehr Effizienz im Alltag** durch intelligente Automatisierung von Routinen



Skills Agent: Teams nach Fähigkeiten zusammenstellen

ADN[®] Was ist neu?

- **KI-gestützte Teamzusammenstellung** basierend auf Fähigkeiten & Erfahrungen
- **Automatische Empfehlungen** für passende Kolleg:innen bei Projekten oder Aufgaben
- **„People Skills Layer“**: zentrale Datenbasis mit Skills, Zertifikaten & Erfahrungen
- **Effizient für Führungskräfte**: passende Teams nach Bedarf zusammenstellen
- **Hilfreich für Mitarbeitende**: schnell Expert:innen im Unternehmen finden
- **Nahtlos integriert** in die Copilot App & Microsoft 365-Tools
- **Zukunftsfeature**: bald direkte Sichtbarkeit von z. B. KI- oder Vertriebs-Expert:innen zur schnellen Vernetzung



Neue Bedienoptionen: Copilot immer griffbereit

ADN[®] Bedienoptionen






Admins



Copilot Control System

Copilot Control System




Security
& Governance



Management
Controls



Measurement
& Reporting



www.alexander-eggers.de





Events



Nächste Folge
20.05.2025

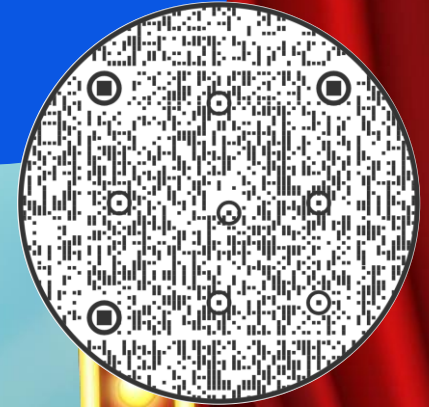


ADN[®]
On Air

20.05.2025 | 1 Tag | Remote
Entdecke Copilot –
Einführungskurs in
Microsofts KI-Assistenten

[Infos & Anmeldung](#)

Keine Copilot-
Lizenz
erforderlich



ADN[®]
On Air

2 Tage | Remote & On-site

Copilot 365 Administrator Ready Workshop

[Infos & Anmeldung](#)

Termine ab
dem
03.06.2025
verfügbar



ADN[®]
On Air

Melden Sie
sich kostenlos
an!

ADN Tech Academy:
Webinar-Empfehlung

KI aus der Power Platform

21.05.2025: Jetzt anmelden
04.06.2025: Jetzt anmelden

ADN[®]
On Air

Copilot Webinare im Mai

- 05.05.2025 | [Copilot Essentials Webinarserie \(1/3\)](#)
- 19.05.2025 | [Copilot Essentials Webinarserie \(2/3\)](#)
- 22.05.2025 | [Copilot Agents vs. Copilot Studio](#)
- 26.05.2025 | [Copilot Essentials Webinarserie \(3/3\)](#)

Melden Sie sich
kostenlos an!

ADN[®]
On Air



Eure Fragen

The logo is centered within a glowing marquee sign. The sign has a red border with a double line of yellow lights. The background is a dark red curtain with vertical pleats. The text 'ADN' is in a bold, white, sans-serif font. The letter 'D' is filled with a solid red color. A registered trademark symbol (®) is positioned to the upper right of the 'N'. Below 'ADN', the words 'On Air' are written in a white, cursive script font.

ADN[®]

On Air