



All the ways you can build M365 Copilot agents – no code required

Natasa Manousopoulou
Senior Architect for Copilot



LEVEL 1

A pixel art landscape featuring a green field, trees, and a blue sky with clouds. The scene is rendered in a retro, blocky style. In the foreground, there's a dark brown ground layer. Above it is a vibrant green field. Several trees with green foliage and brown trunks are scattered across the landscape. In the background, there are more trees and a range of blue, hazy mountains under a bright blue sky with white clouds. A white banner at the top left contains the text 'LEVEL 1'. At the bottom, a black banner contains the text 'The SharePoint agent' in a white, pixelated font.

The SharePoint agent

Built-in agent

Scenario

Find out if the company has a vacation policy

License needed

M365 Copilot (offer available)



Demo video

The screenshot displays a SharePoint web page for the 'Operations Department'. The top navigation bar includes the 'Operations Department' title and a search icon. Below the navigation bar, there is a list of documents:

- CELEX_32014R0537_EN_TXT**
MOD Administrator Viewed 28 days ago
- Procedures**
CELEX_32019Q1122(01)_EN_TXT
MOD Administrator Edited 28 days ago
- Procedures**
OJ_L_202302861_EN_TXT
MOD Administrator Edited 28 days ago
- Accounting and Finance**
Contoso Ltd. e-Bike Forecasting

On the right side of the page, there is a Copilot chat interface. It features a welcome message: "Welcome! Enhance your productivity with the Copilot agent. Start a conversation by asking a question or selecting one of the suggested prompts." Below this, there are three suggested prompts:

- Summarize any key highlights
- Create an FAQ based on these resources
- How can I use these resources?

At the bottom of the chat interface, there is a text input field labeled "Ask a question about this site" and icons for document, link, and voice search.

On specific content

Scenario

Make sure to reference the correct policy

License needed

M365 Copilot (offer available)



Demo video



Upcoming training

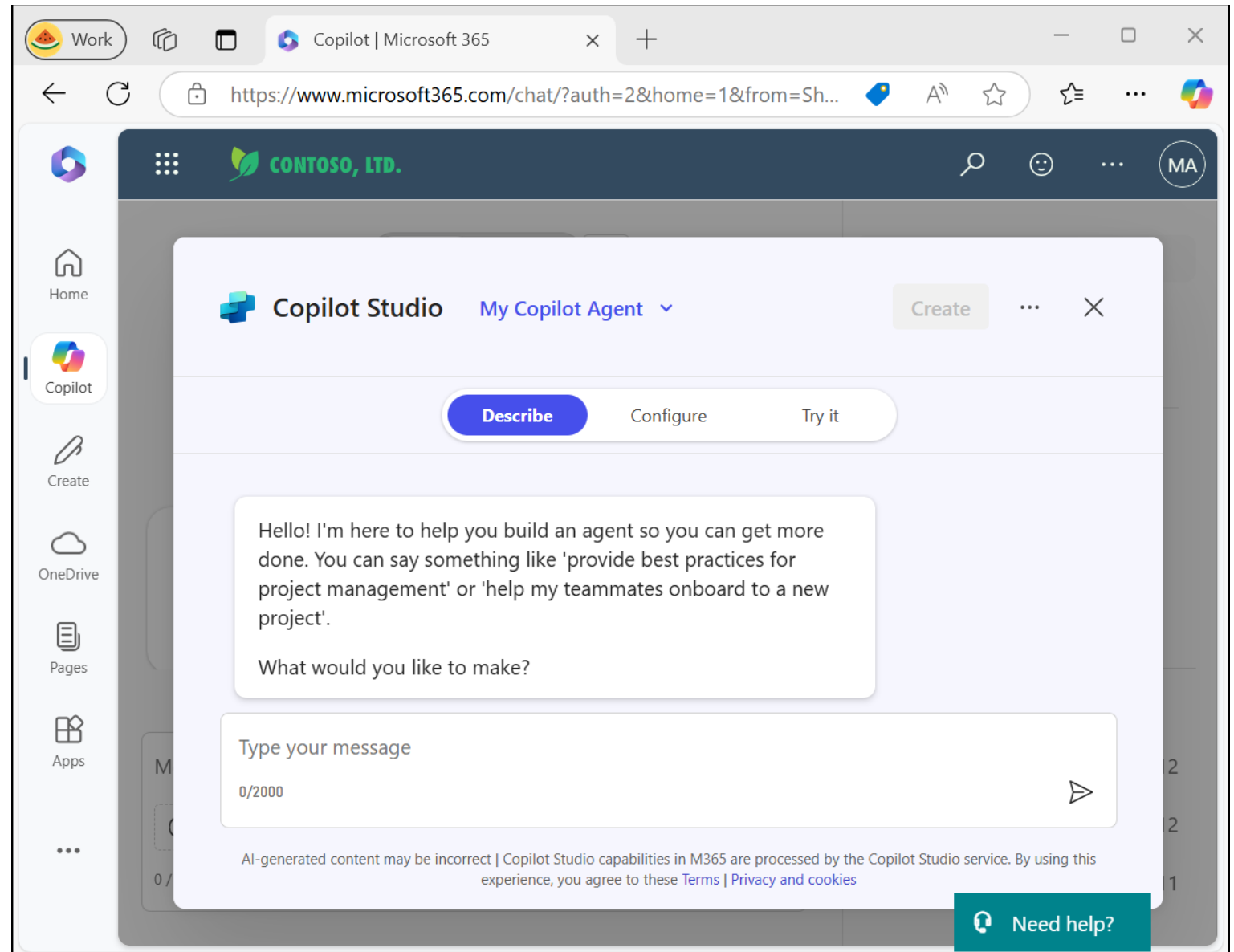
A screenshot of the Microsoft Copilot 'Edit agent' interface. The browser address bar shows a SharePoint URL. The interface has tabs for 'Identity', 'Sources', and 'Behavior', with 'Sources' selected. It includes buttons for 'Test this agent' and 'Give Feedback'. A text block explains that responses are based on selected sources. Below is a search bar for adding SharePoint sites. A list shows a source named 'Literature' with a 'Remove' button. A dropdown menu indicates sources are sourced from document libraries, folders, or files. Another list shows a file named 'Pride and prejudice.html' with a 'Remove' button. At the bottom, there is a plus icon and text to 'Add document libraries, folders or files'. On the right, a preview pane titled 'Pride and prejudice...' shows suggested prompts: 'Summarize any key highlights', 'Create an FAQ based on these resources', and 'How can I use these resources?'.

LEVEL 2

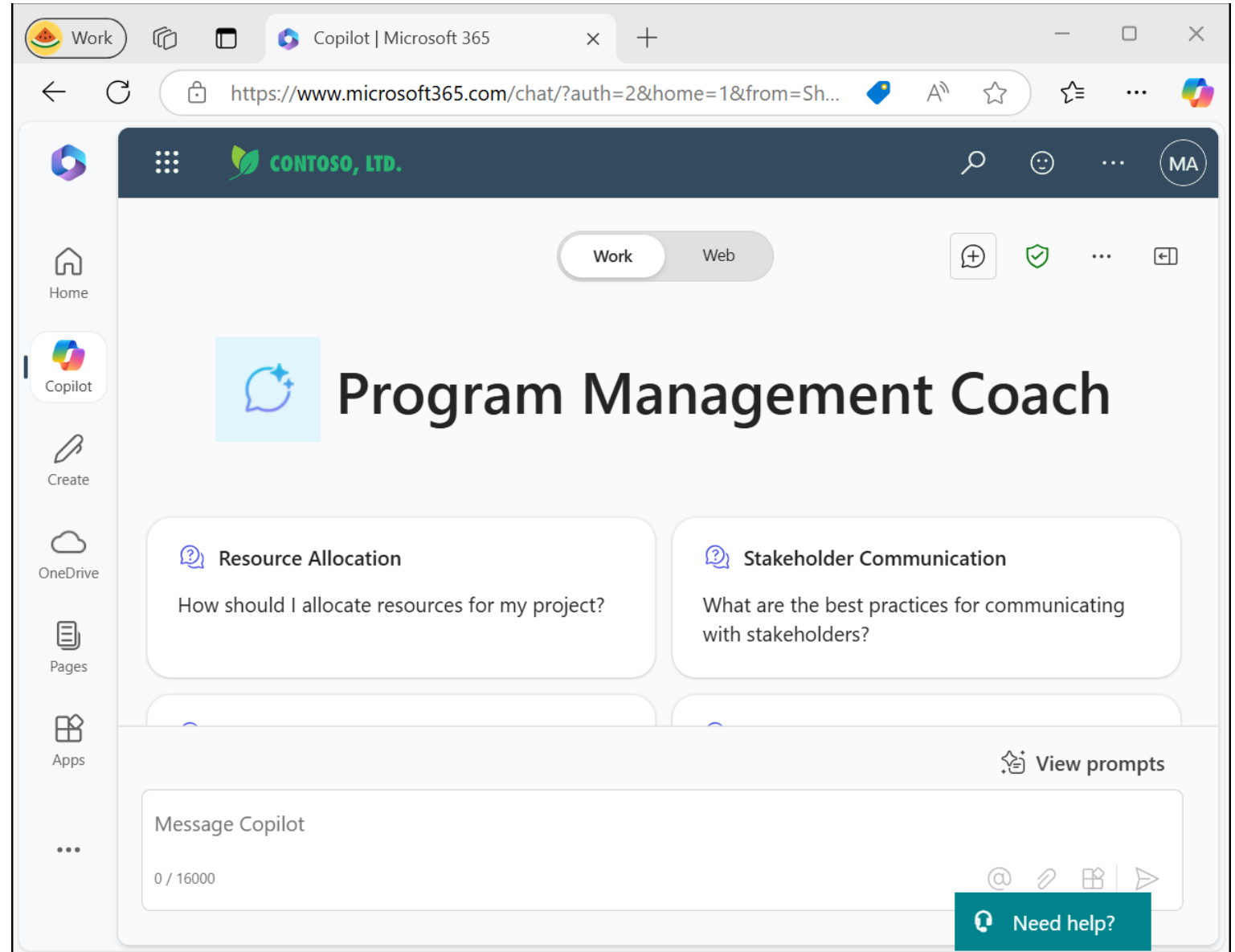


The agent specialist

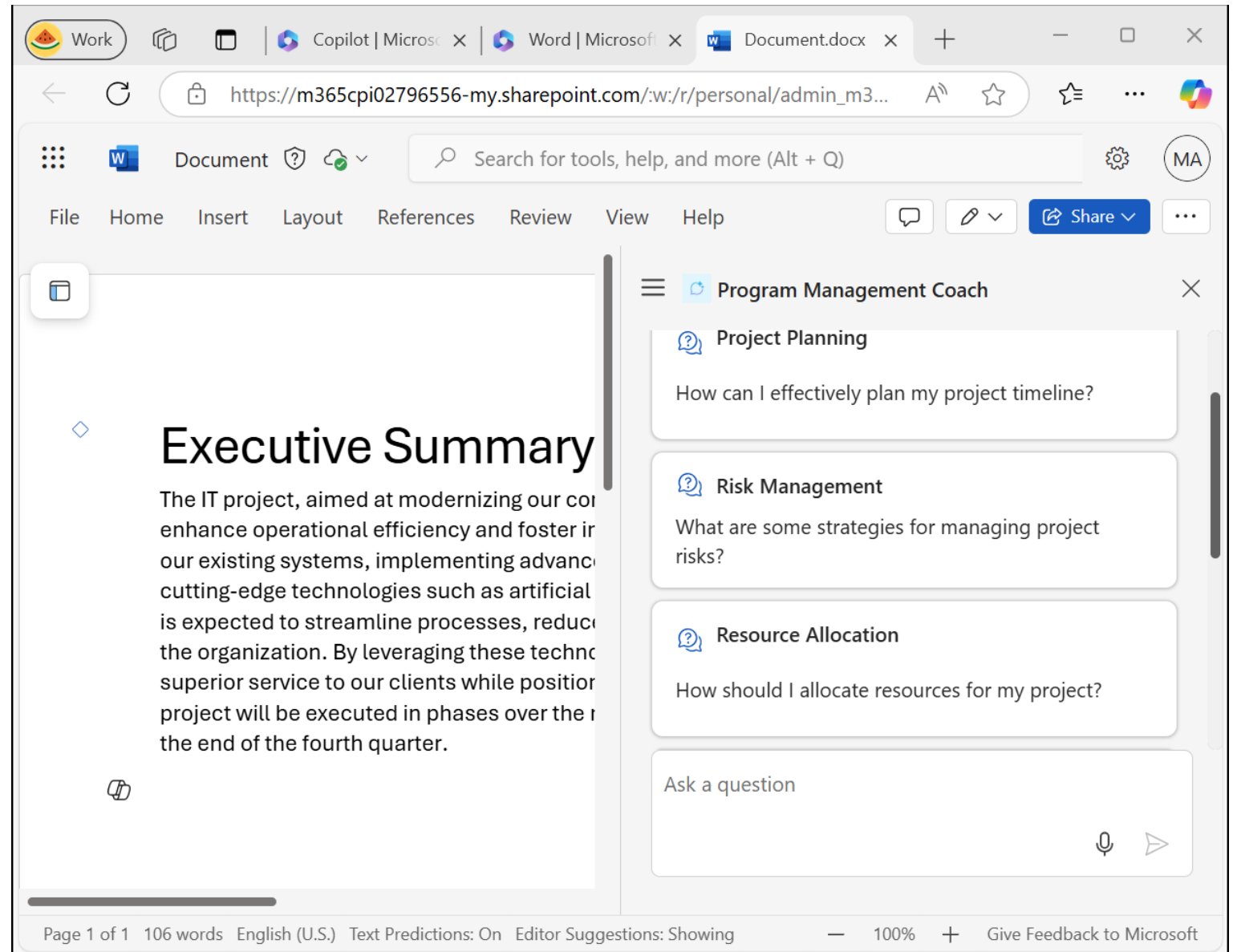
Build in M365 Chat



Use on M365 Chat



Use it in Word



The screenshot displays the Microsoft Word interface within a web browser. The browser's address bar shows a SharePoint URL. The Word ribbon includes tabs for File, Home, Insert, Layout, References, Review, View, and Help. A search bar is located above the ribbon. The main document area features a blue diamond icon and the title "Executive Summary". The text describes an IT project for modernization, aiming to improve efficiency and implement new technologies like AI to streamline processes and reduce costs. The project is planned in phases over the next four quarters.

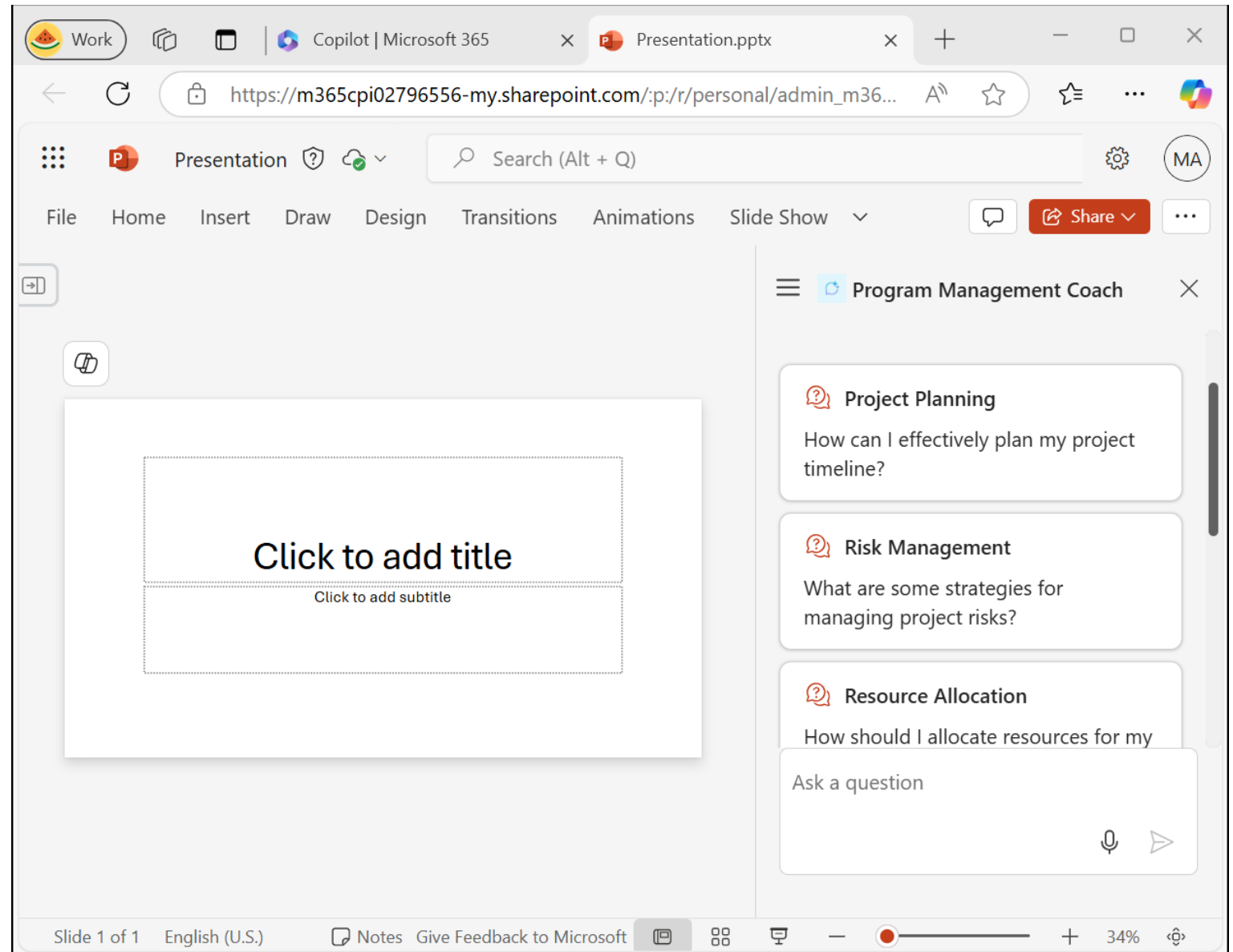
On the right side, a sidebar titled "Program Management Coach" is open. It contains three sections, each with a question icon and a title:

- Project Planning**: "How can I effectively plan my project timeline?"
- Risk Management**: "What are some strategies for managing project risks?"
- Resource Allocation**: "How should I allocate resources for my project?"

Below these sections is a text input field labeled "Ask a question" with a microphone icon and a send button.

The status bar at the bottom indicates "Page 1 of 1", "106 words", "English (U.S.)", "Text Predictions: On", "Editor Suggestions: Showing", a zoom level of "100%", and a link to "Give Feedback to Microsoft".

Use it in PowerPoint



Agent with instructions

Scenario

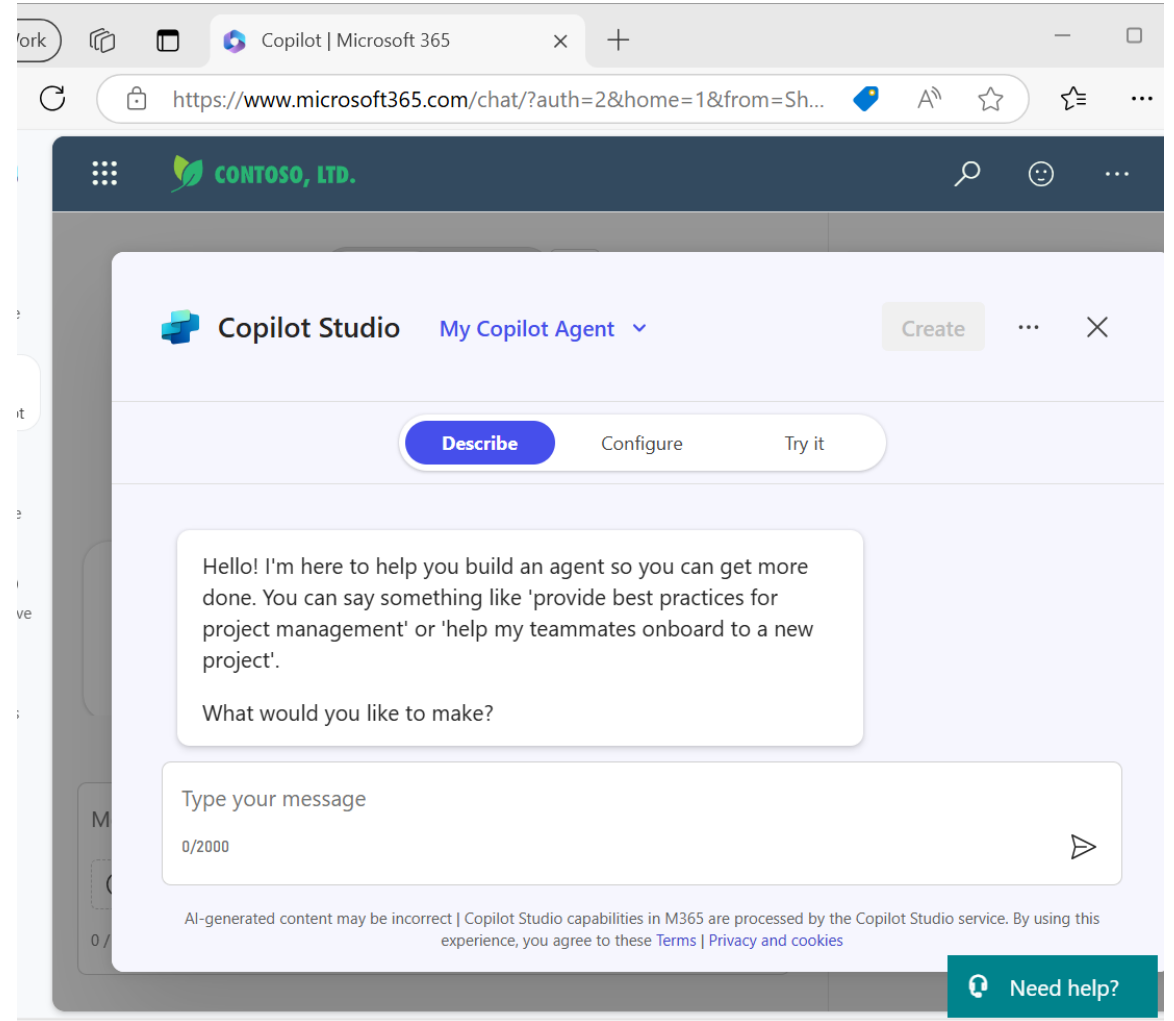
Plan volunteering activities for the organization

License needed

M365 Copilot



Demo video



LEVEL 3



The subject matter expert

Content plus instructions

Scenario

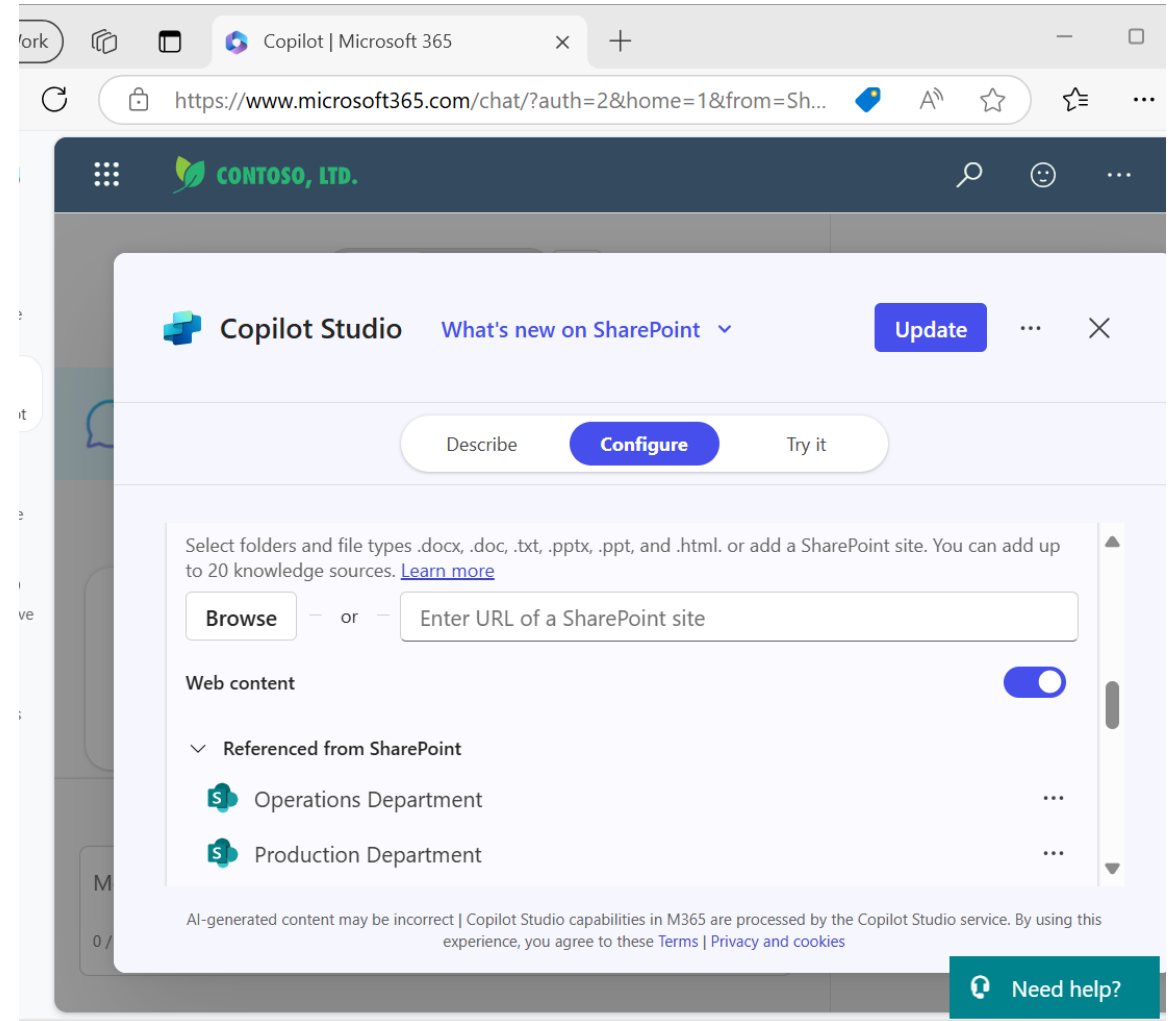
Include internal policy documents when planning a volunteering event.

License needed

M365 Copilot



Demo video



LEVEL 4



The enhanced expert

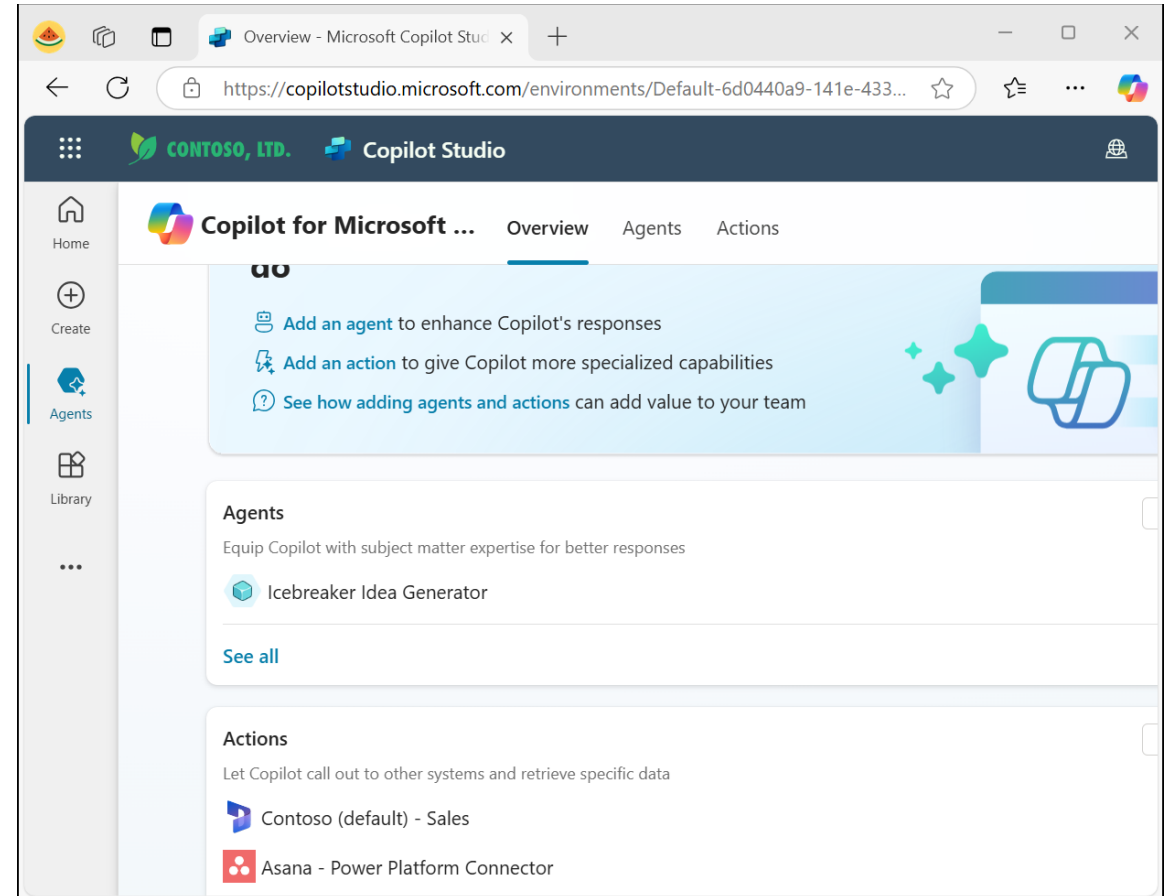
Copilot Studio agents and actions

Scenario

"Topic of the week" organizer agent
Reusable prompt action

License needed

Copilot Studio message packs or pay as you go
(offer available)



FINAL BOSS



The autonomous agent

Copilot Studio autonomous agent

Scenario

Agent that helps with vacation policy and auto-approves requests.

License needed

Copilot Studio message packs or pay as you go (offer available)



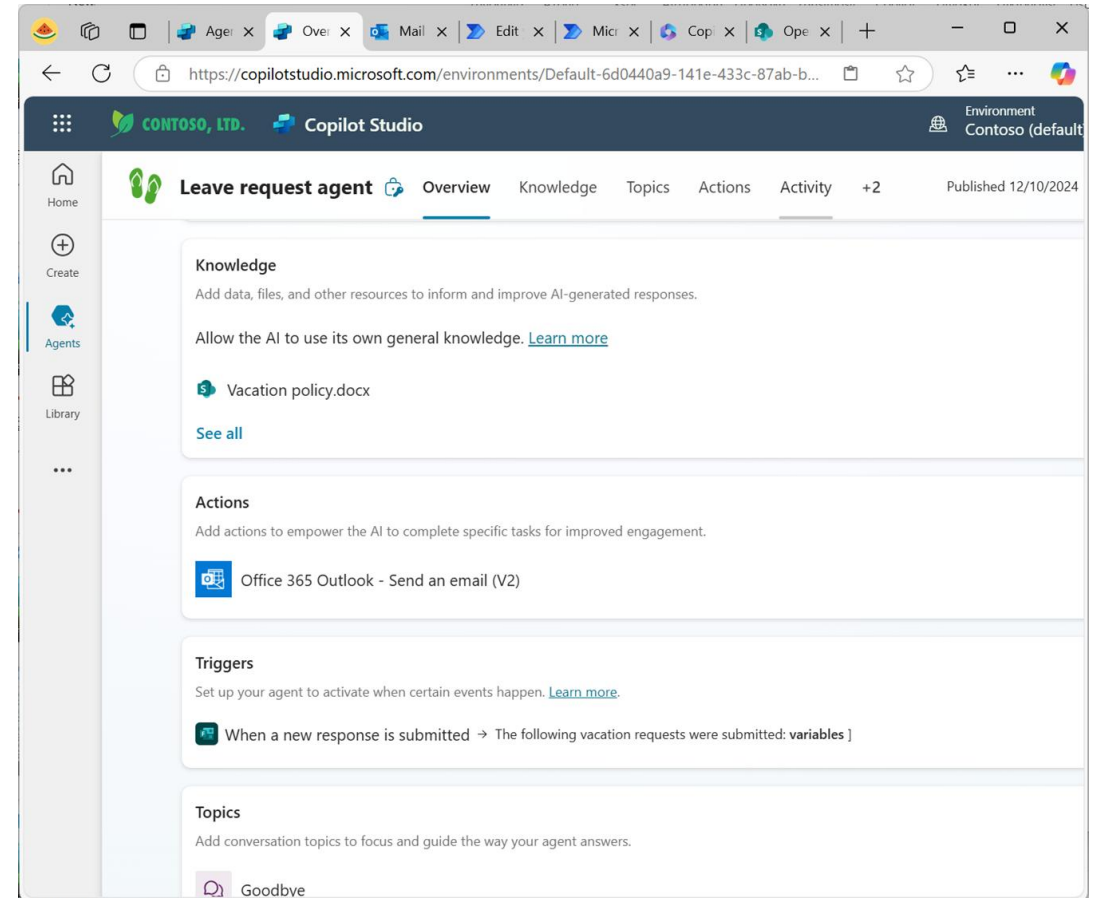
Event triggers
documentation



DLP for
autonomous
agents



Ignite session
BRK 169



RECAP



What did we see?

1

Knowledge from files and document libraries in SharePoint.



SharePoint agent

2

Knowledge from the Large Language Model and the Web.
Reuse templates, generate images, give instructions and define custom prompts. Use in M365 Chat, Teams, Office.



M365 Chat agent

3

Knowledge from SharePoint, company connectors, and the Web.
Give instructions and define custom prompts.
Use in M365 Chat, Teams, Office.



M365 Chat agent

4

Knowledge from SharePoint, Power Platform connectors, and the Web. Actions from the Copilot Studio catalog. Give instructions and define custom prompts. Use in M365 Chat and Teams.



Copilot Studio agent

n

Knowledge from all Copilot Studio sources. Actions and plugins from the Copilot Studio catalog. Ability to execute on specific events happening on top of user input.



Autonomous agent

START

Now it's your turn!

What you will need

Licenses to create and use your agents

M365 Copilot



Available as part of Expanded Benefits, and for specific Solution Partner designations and specializations, starting January 22, 2025

<https://aka.ms/solutionspartnerbenefits>

Microsoft Copilot Studio



0\$ creator license

[Licensing FAQ](#)

Copilot Studio credits



[Message packs](#) through a tenant license

or

[Pay-as-you-go](#) against Azure consumption

Trial available at
trials.transform.microsoft.com

[November 2024 Power Platform licensing guide](#)

Build Agents | New Module

Available Now

New module added to Copilot Accelerate engagements to showcase real experience building Agents

Module contains resources to help determine which agent building experience to provide based on customer's current state and step-by-step guidance on building agents to showcase value in the customer's real environment.

Now available in:

- Copilot Studio Vision & Value (**Available now**)
- Copilot Proof of Value (**Coming soon**)
- Copilot Deployment & Adoption Accelerator (**Coming soon**)

Prepare

- ☐ Align on environments
- ☐ Obtain & Deploy licenses
- ☐ Determine scenarios
- ☐ Prepare data and grounding content

Build

- ☐ Build an agent to extend M365 Copilot
- AND/OR
- ☐ Build a custom agent with Copilot studio

Enable

- ☐ Assist users in interacting with the agents
- ☐ Evaluate usage of the agents for potential improvements
- ☐ User Education & user feedback

Access the Build Agents module in the Copilot Studio Vision & Value BOM: <https://aka.ms/CopilotStudioVisionValue>

Take action!

Leverage readiness, resources and incentives to grow your business with the Copilot extensibility and Microsoft Copilot Studio

Get ready



Join the Microsoft AI Cloud Partner Program

Partner.Microsoft.com

Learn about extending Copilot

learn.microsoft.com/training/paths/extend-microsoft-copilot-microsoft-365-copilot-studio/

Review the Copilot extensibility deck

aka.ms/CopilotExtensibilityPitchDeck

Grow your business



Explore Microsoft 365 Copilot practice development resources for Partners

aka.ms/AIFutureOfWorkPartner

Access Copilot Studio content for Partners

[aka.ms/CopilotStudio Partner](https://aka.ms/CopilotStudioPartner)

Go to Market



Explore Copilot Accelerate engagements

[aka.ms/CopilotAccelerate Partner Guide](https://aka.ms/CopilotAcceleratePartnerGuide)

Deliver the Copilot Studio Vision & Value

aka.ms/CopilotStudioValueDiscovery/download

Customer Offers

Customers with at least 50 seats of Microsoft 365 Copilot are eligible for:

1

SharePoint agent consumption

Enable all users to get started with SharePoint agents

- Eligible customers receive 10K SharePoint agent interactions each month for unlicensed users
- Available until June 30, 2025

This is in addition to enabled usage of SharePoint agent included with M365 Copilot licensed users

2

Copilot Studio Capacity pack

Capacity to start creating and using custom agents

- Eligible customers receive 1 Copilot Studio capacity pack each month for all users
- Available until June 30, 2025


This is in addition to enabled usage of Copilot Studio included with M365 Copilot licensed users

3

Viva Insights

Better understand ROI and optimize workflows with Viva Insights

- Eligible customers receive 2 Viva Insights license for each M365 Copilot license
- Available until Viva Insights capabilities are natively included with Microsoft 365 Copilot

A pixel art landscape featuring a green field, several large green trees with brown trunks, and a blue sky with white clouds. In the background, there are blue mountains. The text "Thank you!" is centered in the middle of the image in a pixelated font.

Thank you!



Slide library

Copilot Studio is evolving into a consumption-based service

Copilot Studio is launching as a pay-go service on December 1

Full feature parity across message pack and metered offering

Burn rate parity across message pack and metered offering

Leverage your existing Azure commitments (MACC)

New!

Message packs

- ✓ Tenant-wide message packs
- ✓ 25,000 messages/month
- ✓ \$200 per pack/month

Pay-as-you-go

- ✓ New PAYG meter
- ✓ Can decrement MACC
- ✓ \$0.01/message